










SPOTlight: School Year 2022-2023

Multicultural Academy Charter School			
School Code	3312	Principal Name	Scott Walsh
Sector	Charter	Address	3821 N Broad St
Network	Charters	Phone	215 457 6666
Report Type	High School	Admission Category	Citywide
Receives K8 Report	No	October 1 Enrollment	250
Grades in Report	9 12		
Website	macs.k12.pa.us		

School Performance Outcomes Table

CONDITIONS FOR SUCCESS				
Metric Name	2021-22 Results	2022-23 Results	2022-23 Progress	Metric Description
Student Attendance	61.2%	60.5%	-0.7 %-pts 	Percentage of students attending 90% or more of instructional days
Teacher Attendance	Not Applicable			Percentage of teachers attending 90% or more of work days
Student Dropouts (Grades 9-12)	0	0	+0 	Number of students no longer enrolled, and who did not transfer or graduate
Graduation Rate (4-Year Cohort)	98.0%	100.0%	+2.0 %-pts 	Percentage of students graduating high school within four years of first-time enrollment in 9th grade

ACADEMIC GOALS						
Metric Name	2018-19 Results*	2022-23 Results	2022-23 Progress	2018-19 Results*	2022-23 Results	2022-23 Progress
Goal 4: Best by 11th Grade	Keystone Proficient or Advanced			Keystone Below Basic		
Algebra 1	64.7%	26.1%	-38.6 %-pts 	2.0%	8.7%	+6.7 %-pts 
Biology	43.2%	52.2%	+9.0 %-pts 	7.8%	17.4%	+9.6 %-pts 
Literature	64.7%	62.2%	-2.5 %-pts 	7.8%	8.9%	+1.1 %-pts 

* Due to COVID-19 pandemic-related test cancellations and exemptions, Keystone results for 2022-23 are compared to pre-pandemic (2018-19) performance.

Metric Name	2021-22 Results	2022-23 Results	2022-23 Progress	Metric Description
Goal 5: Grade 12 CTE	NOCTI Competent or Advanced			
NOCTI	Insufficient Sample			Percentage of students passing the industry standards assessment specific to each Career and Technical Education (CTE) program

All SPOTlight indicator colors are based on unrounded changes in results. Percentage point changes are rounded to the nearest tenth for display.

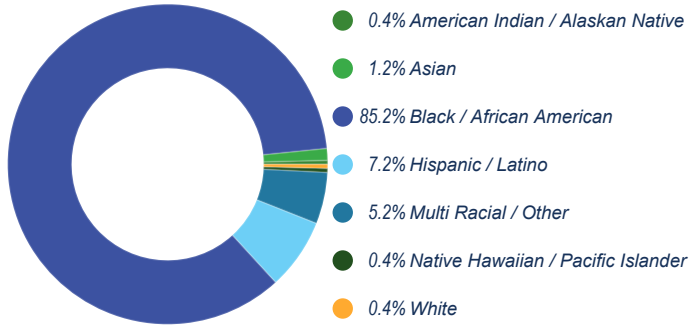
SPOTlight Legend:	Improving 	Maintaining 	Not Improving 
-------------------	---	--	---

Multicultural Academy Charter School

2022-2023 SCHOOL PROGRESS REPORT ON EDUCATION AND EQUITY

School Code | 3312 Sector | Charter Network | Charters
 Principal Name | Scott Walsh Address | 3821 N Broad St
 Phone | 215-457-6666 Website | macs.k12.pa.us
 Report Type | High School Grades in Report | 9-12
 Admissions Category | Citywide Receives K8 Report | No
 Oct 1 Enrollment | 250

Student Enrollment and Demographics



253
of Students Served Over the Full Year

26.4%
% of Students with IEPs







3.2%
% of Students Identified as English Learners

100.0%
% of Students Identified as Economically Disadvantaged

Student Attendance

26.9%
% of Students Attending at Least 95% of Instructional Days

60.5%
% of Students Attending at Least 90% of Instructional Days

Score Level	Performance	Improvement	Level
Not Applicable for 2022-2023	Black / African American		
Performance Insufficient Data for Score	Insufficient Data for Score	Insufficient Data for Score	NA
	Hispanic / Latino		
Improvement Improving in 3 out of 9 Eligible Metrics 33.3%	Insufficient Data for Score	Insufficient Data for Score	NA
	Multi Racial / Other		
Goal Performance (All Students)	White		
Four-Year Cohort Graduation Rate	Insufficient Data for Score	Insufficient Data for Score	NA
Score: 100.0%	American Indian / Alaskan Native		
IMPROVING +2.0 From Prior Year 	Insufficient Data for Score	Insufficient Data for Score	NA
GOAL 4 Keystone: % of Students Proficient or Advanced on All 3 Keystones, Grade 11	Asian		
Score: 21.7%	Insufficient Data for Score	Insufficient Data for Score	NA
Not Applicable No Data Prior Year 	Native Hawaiian / Pacific Islander		
GOAL 5 % of 12th Grade CTE Students Meeting Industry Standards	Insufficient Data for Score	Insufficient Data for Score	NA
Insufficient Sample	English Learners		
 Improving  Not Improving	Insufficient Data for Score	Insufficient Data for Score	NA
	Students with IEPs		
 Maintaining  Not Applicable	Insufficient Data for Score	Insufficient Data for Score	NA
	Economically Disadvantaged		
	Insufficient Data for Score	Insufficient Data for Score	NA

Climate, Culture & Opportunity

Conditions for Success

School Code | 3312 School Name | Multicultural Academy Charter School

% of Students Attending 90%+ of Days

All Students

253 Students

Score: 60.5%



MAINTAINING

-0.7 From Prior Year



% of Students Attending

Greater Than 95% of Instructional Days

26.9%

90-95% of Instructional Days

33.6%

85-90% of Instructional Days

21.3%

80-85% of Instructional Days

7.1%

Less than 80% of Instructional Days

11.1%

Number of Dropouts

All Students

Grades 9-12

Students: 0

IMPROVING

+0.0 From Prior Year



% of Students Receiving Zero Out-of-School Suspensions

All Students

253 Students

Score: 99.2%



Not Applicable

No Data Prior Year



* Schools that are performing at the most positive value for a metric automatically receive a label of "Improving", even if no change in performance occurred.

Climate, Culture & Opportunity

Conditions for Success

School Code | 3312 School Name | Multicultural Academy Charter School

% of Teachers Attending 90%+ of Days

Additional Teacher Metrics

All Teachers

Not Applicable

Data Unavailable
% of Teachers Rated as
Distinguished

Data Unavailable
% of Teachers Rated as
Proficient



Data Unavailable
Year-to-Year Teacher
Retention

** Schools that are performing at the most positive value for a metric automatically receive a label of "Improving", even if no change in performance occurred.*

College & Career: Every Student Graduates Ready for College and Careers

Conditions for Success

School Code | 3312 School Name | Multicultural Academy Charter School







Four-Year Cohort Graduation Rate	Other Key Metrics		
<p>All Students 53 out of 53 Students</p> <p>Score: 100.0%</p> <p>IMPROVING +2.0 From Prior Year </p>	<p>82.4% Ninth-Grade On-Track Rate</p> <p>70.4% First-Fall Matriculation</p> <p>38.5% % of Students Completing the FAFSA by End of 12th Grade</p>		
<p>Black / African American 48 out of 48 Students</p> <p>Score: 100.0%</p> <p>IMPROVING +0.0 From Prior Year </p>			
<p>Hispanic / Latino</p> <p>Insufficient Sample</p>			
<p>Multi Racial / Other</p> <p>Insufficient Sample</p>			
<p>White</p> <p>Insufficient Sample</p>			
<p>American Indian / Alaskan Native</p> <p>Insufficient Sample</p>			
<p>Asian</p> <p>Insufficient Sample</p>			
<p>Native Hawaiian / Pacific Islander</p> <p>Insufficient Sample</p>			
<p>English Learners</p> <p>Insufficient Sample</p>			
<p>Students with IEPs</p> <p>Insufficient Sample</p>			
<p>Economically Disadvantaged</p> <p>Insufficient Sample</p>			

* Schools that are performing at the most positive value for a metric automatically receive a label of "Improving", even if no change in performance occurred.

College & Career: Every Student Graduates Ready for College and Careers

Goal 4 - Keystone Algebra I Proficiency, Grade 11

School Code | 3312 School Name | Multicultural Academy Charter School

Keystone Algebra 1: % of Students Proficient or Advanced, Grade 11	Keystone Algebra 1: % of Students Below Basic, Grade 11
<p>All Students 12 out of 46 Students</p> <p>Score: 26.1%</p> <p>NOT IMPROVING -38.6 From Prior Year </p>	<p>All Students 4 out of 46 Students</p> <p>Score: 8.7%</p> <p>NOT IMPROVING +6.7 From Prior Year </p>
<p>Black / African American 7 out of 38 Students</p> <p>Score: 18.4%</p> <p>Not Applicable No Data Prior Year </p>	<p>Black / African American 4 out of 38 Students</p> <p>Score: 10.5%</p> <p>Not Applicable No Data Prior Year </p>
<p>Hispanic / Latino</p> <p>Insufficient Sample</p>	<p>Hispanic / Latino</p> <p>Insufficient Sample</p>
<p>Multi Racial / Other</p> <p>Insufficient Sample</p>	<p>Multi Racial / Other</p> <p>Insufficient Sample</p>
<p>White</p> <p>Insufficient Sample</p>	<p>White</p> <p>Insufficient Sample</p>
<p>American Indian / Alaskan Native</p> <p>Insufficient Sample</p>	<p>American Indian / Alaskan Native</p> <p>Insufficient Sample</p>
<p>Asian</p> <p>Insufficient Sample</p>	<p>Asian</p> <p>Insufficient Sample</p>
<p>Native Hawaiian / Pacific Islander</p> <p>Insufficient Sample</p>	<p>Native Hawaiian / Pacific Islander</p> <p>Insufficient Sample</p>
<p>English Learners</p> <p>Insufficient Sample</p>	<p>English Learners</p> <p>Insufficient Sample</p>
<p>Students with IEPs</p> <p>Insufficient Sample</p>	<p>Students with IEPs</p> <p>Insufficient Sample</p>
<p>Economically Disadvantaged 6 out of 30 Students</p> <p>Score: 20.0%</p> <p>Not Applicable No Data Prior Year </p>	<p>Economically Disadvantaged 4 out of 30 Students</p> <p>Score: 13.3%</p> <p>Not Applicable No Data Prior Year </p>

* Schools that are performing at the most positive value for a metric automatically receive a label of "Improving", even if no change in performance occurred.

* Due to COVID-19 pandemic-related test cancellations and exemptions, Keystone results for 2022-2023 are compared to pre-pandemic (2018-2019) performance; 2018-2019 subgroup data are not included.

College & Career: Every Student Graduates Ready for College and Careers

Goal 4 - Keystone Biology Proficiency, Grade 11

School Code | 3312 School Name | Multicultural Academy Charter School

Keystone Biology: % of Students Proficient or Advanced, Grade 11	Keystone Biology: % of Students Below Basic, Grade 11
<p>All Students 24 out of 46 Students</p> <p>Score: 52.2%</p> <p>IMPROVING +9.0 From Prior Year </p>	<p>All Students 8 out of 46 Students</p> <p>Score: 17.4%</p> <p>NOT IMPROVING +9.6 From Prior Year </p>
<p>Black / African American 17 out of 38 Students</p> <p>Score: 44.7%</p> <p>Not Applicable No Data Prior Year </p>	<p>Black / African American 7 out of 38 Students</p> <p>Score: 18.4%</p> <p>Not Applicable No Data Prior Year </p>
<p>Hispanic / Latino</p> <p>Insufficient Sample</p>	<p>Hispanic / Latino</p> <p>Insufficient Sample</p>
<p>Multi Racial / Other</p> <p>Insufficient Sample</p>	<p>Multi Racial / Other</p> <p>Insufficient Sample</p>
<p>White</p> <p>Insufficient Sample</p>	<p>White</p> <p>Insufficient Sample</p>
<p>American Indian / Alaskan Native</p> <p>Insufficient Sample</p>	<p>American Indian / Alaskan Native</p> <p>Insufficient Sample</p>
<p>Asian</p> <p>Insufficient Sample</p>	<p>Asian</p> <p>Insufficient Sample</p>
<p>Native Hawaiian / Pacific Islander</p> <p>Insufficient Sample</p>	<p>Native Hawaiian / Pacific Islander</p> <p>Insufficient Sample</p>
<p>English Learners</p> <p>Insufficient Sample</p>	<p>English Learners</p> <p>Insufficient Sample</p>
<p>Students with IEPs</p> <p>Insufficient Sample</p>	<p>Students with IEPs</p> <p>Insufficient Sample</p>
<p>Economically Disadvantaged 14 out of 30 Students</p> <p>Score: 46.7%</p> <p>Not Applicable No Data Prior Year </p>	<p>Economically Disadvantaged 6 out of 30 Students</p> <p>Score: 20.0%</p> <p>Not Applicable No Data Prior Year </p>







* Schools that are performing at the most positive value for a metric automatically receive a label of "Improving", even if no change in performance occurred.

* Due to COVID-19 pandemic-related test cancellations and exemptions, Keystone results for 2022-2023 are compared to pre-pandemic (2018-2019) performance; 2018-2019 subgroup data are not included.

College & Career: Every Student Graduates Ready for College and Careers

Goal 4 - Keystone Literature Proficiency, Grade 11

School Code | 3312 School Name | Multicultural Academy Charter School

Keystone Literature: % of Students Proficient or Advanced, Grade 11	Keystone Literature: % of Students Below Basic, Grade 11
<p>All Students 28 out of 45 Students</p> <p>Score: 62.2%</p> <p>NOT IMPROVING -2.5 From Prior Year </p>	<p>All Students 4 out of 45 Students</p> <p>Score: 8.9%</p> <p>NOT IMPROVING +1.1 From Prior Year </p>
<p>Black / African American 23 out of 38 Students</p> <p>Score: 60.5%</p> <p>Not Applicable No Data Prior Year </p>	<p>Black / African American 4 out of 38 Students</p> <p>Score: 10.5%</p> <p>Not Applicable No Data Prior Year </p>
<p>Hispanic / Latino</p> <p>Insufficient Sample</p>	<p>Hispanic / Latino</p> <p>Insufficient Sample</p>
<p>Multi Racial / Other</p> <p>Insufficient Sample</p>	<p>Multi Racial / Other</p> <p>Insufficient Sample</p>
<p>White</p> <p>Insufficient Sample</p>	<p>White</p> <p>Insufficient Sample</p>
<p>American Indian / Alaskan Native</p> <p>Insufficient Sample</p>	<p>American Indian / Alaskan Native</p> <p>Insufficient Sample</p>
<p>Asian</p> <p>Insufficient Sample</p>	<p>Asian</p> <p>Insufficient Sample</p>
<p>Native Hawaiian / Pacific Islander</p> <p>Insufficient Sample</p>	<p>Native Hawaiian / Pacific Islander</p> <p>Insufficient Sample</p>
<p>English Learners</p> <p>Insufficient Sample</p>	<p>English Learners</p> <p>Insufficient Sample</p>
<p>Students with IEPs</p> <p>Insufficient Sample</p>	<p>Students with IEPs</p> <p>Insufficient Sample</p>
<p>Economically Disadvantaged 16 out of 29 Students</p> <p>Score: 55.2%</p> <p>Not Applicable No Data Prior Year </p>	<p>Economically Disadvantaged 4 out of 29 Students</p> <p>Score: 13.8%</p> <p>Not Applicable No Data Prior Year </p>

* Schools that are performing at the most positive value for a metric automatically receive a label of "Improving", even if no change in performance occurred.

* Due to COVID-19 pandemic-related test cancellations and exemptions, Keystone results for 2022-2023 are compared to pre-pandemic (2018-2019) performance; 2018-2019 subgroup data are not included.

College & Career: Every Student Graduates Ready for College and Careers

Goal 4 - Keystone Overall Proficiency, Grade 11

Goal 5 - Career and Technical Education, Grade 12

School Code | 3312 School Name | Multicultural Academy Charter School

Keystone All Subjects: % of Students Proficient or Advanced, Grade 11

All Students

10 out of 46 Students

Score: 21.7%

Not Applicable

No Data Prior Year



Black / African American

7 out of 38 Students

Score: 18.4%

Not Applicable

No Data Prior Year



Hispanic / Latino

Insufficient Sample

Multi Racial / Other

Insufficient Sample

White

Insufficient Sample

American Indian / Alaskan Native

Insufficient Sample

Asian

Insufficient Sample

Native Hawaiian / Pacific Islander

Insufficient Sample

English Learners

Insufficient Sample

Students with IEPs

Insufficient Sample

Economically Disadvantaged

4 out of 30 Students

Score: 13.3%

Not Applicable

No Data Prior Year



% of 12th Grade CTE Students Meeting Industry Standards

All Students

Insufficient Sample

* Schools that are performing at the most positive value for a metric automatically receive a label of "Improving", even if no change in performance occurred.

* Due to COVID-19 pandemic-related test cancellations and exemptions, Keystone results for 2022-2023 are compared to pre-pandemic (2018-2019) performance; 2018-2019 subgroup data are not included.